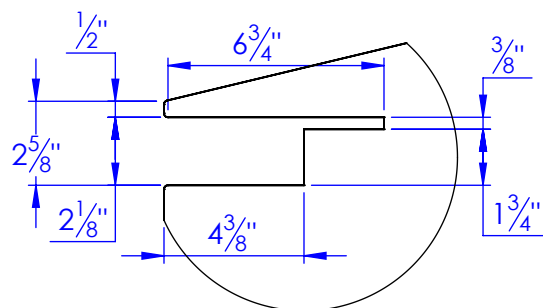
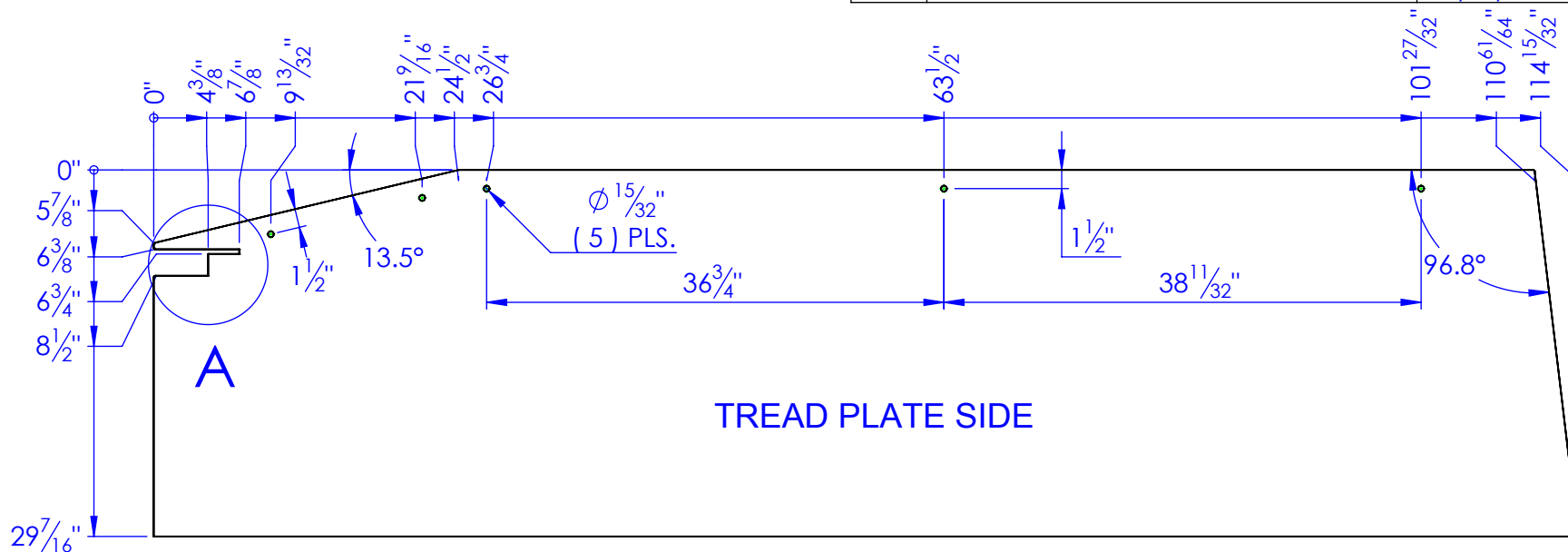
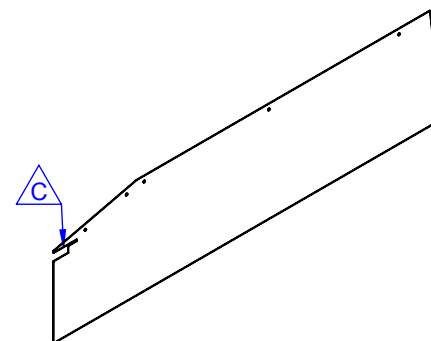


PART NUMBER	DESCRIPTION	Material
FP-PS FLPL-356PS	PS FLOOR 350 PASSENGER SIDE	1/8" FLOOR PLATE

REV.	DESCRIPTION	DATE	APPROVED
A	INITIAL RELEASE	5/10/2012	
B	ADDED TWO HOLES FOR 2 PCS. SIDERAIL	5/29/2012	
C	REV. FOR HEADACHE RACK RT 4x2	4/16/2014	
D	REVISE WIDTH AND LENGTH	4/7/2017	
E	REVISE WIDTH	7/31/2017	



DETAIL A  
SCALE 1 : 6



**PROPRIETARY AND CONFIDENTIAL**  
THE INFORMATION CONTAINED IN THIS  
DRAWING IS THE SOLE PROPERTY OF TRIPLE  
C INC. ANY REPRODUCTION IN PART OR  
AS A WHOLE WITHOUT THE WRITTEN  
PERMISSION OF TRIPLE C INC. IS PROHIBITED.

DIMENSIONS ARE IN INCHES TOLERANCES: FRACTIONAL $\pm 1/16$ ANGULAR: MACH $\pm 1$ BEND $\pm$ TWO PLACE DECIMAL $\pm 010$ THREE PLACE DECIMAL $\pm 005$	
MATERIAL	1/8" FLOOR PLATE
DO NOT SCALE DRAWING	

NAME	DATE
DRAWN	ETHAN 4/7/2017
PART #	FP-PS FLPL-356PS B
ASM #	
COMMENTS:	
PS FLOOR 350 PASSENGER SIDE	

P.O. BOX 248, SABETHA, KS 66534	
<b>TRIPLE C</b> INC.	
SIZE <b>A</b>	DWG. NO. <b>15-2235 E</b>
SCALE: 1:14	WEIGHT: <b>114.68</b>
SHEET 1 OF 1	

REV.  
**E**